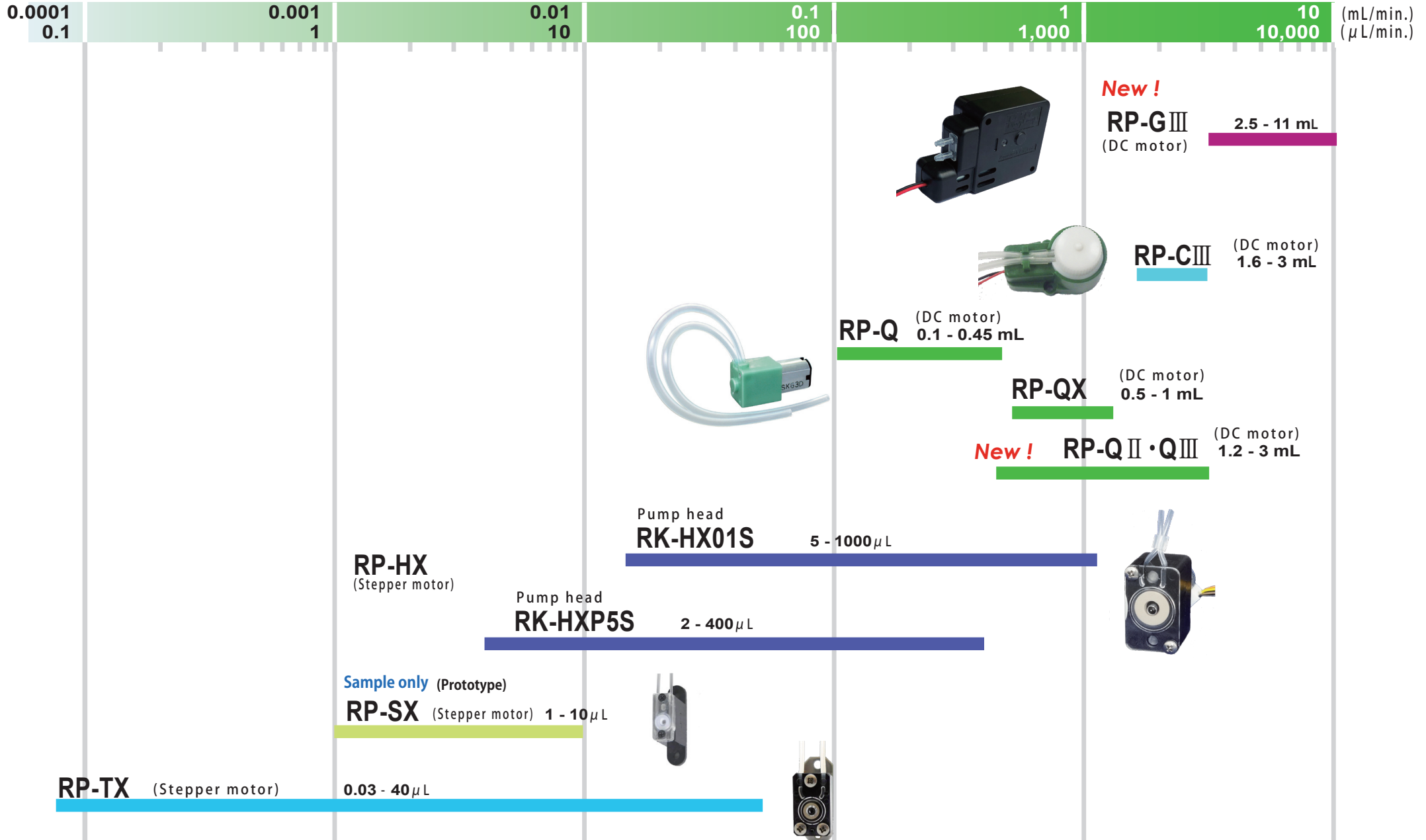








# Line-up of Micro Ring Pump

(Customised products are included)






# Ring Pump Lineup




Standard type [5mL-1600mL/min]

Type	Flow rate (mL/min)	Tubing	Motor/Power	Appearance/Dimension (mm)
<b>RP-M Series</b> DC Power type	5 30 10 50 20 65	<ul style="list-style-type: none"> <li>●Silicone</li> <li>●PharMed</li> <li>●TM-15</li> <li>●SWFT</li> </ul>	DC geared motor DC24V	 L: 74.5 W: 74 D: Depend on motor
<b>RP-M Series</b> AC Power type	5 15 20 35	<ul style="list-style-type: none"> <li>●Silicone</li> <li>●PharMed</li> <li>●SWFT</li> </ul>	AC synchronous motor AC100V	 L: 74.5 W: 74 D: 48
<b>RP-K II Series</b> Tough & Economical	50 200 100 250 150	<ul style="list-style-type: none"> <li>●Silicone</li> <li>●Norprene</li> <li>●TM-15</li> </ul>	DC geared motor DC24V	 L: 117.7 W: 79 D: Depend on motor
<b>RP-S Series</b> Big volume & Longlife	500 700 800	<ul style="list-style-type: none"> <li>●Norprene</li> <li>●PhaarMed</li> <li>●TM-15</li> </ul>	DC geared motor DC24V	 L: 126 W: 80.6 D: Depend on motor
<b>RP-2S Series</b> Big volume & Longlife	1000 1400 1600	<ul style="list-style-type: none"> <li>●Norprene</li> <li>●PharMed</li> <li>●TM-15</li> </ul>	DC geared motor DC24V	 L: 126 W: 80.6 D: Depend on motor
<b>RP-W II Series</b> Tough & Longlife	350 500	<ul style="list-style-type: none"> <li>●PharMed</li> </ul>	DC geared motor DC24V	 L: 148.3 W: 82 D: 143.5



Compact type [Motor-built-in box type]

Type	Flow rate (mL/min)	Tubing	Motor/Power	Appearance/Dimension (mm)
<b>RP-G II Series</b> Small Box type	10 25 12 40 17 45 20	<ul style="list-style-type: none"> <li>●Silicone</li> <li>●Norprene</li> <li>●PharMed</li> <li>●TM-15</li> </ul>	DC geared motor DC12V,24V	 L: 47.5 W: 74 D: 27
<b>RP-2G II Series</b> Small Box type(double)	20 50 25 70 30 80 35	<ul style="list-style-type: none"> <li>●Silicone</li> <li>●Norprene</li> <li>●PharMed</li> <li>●TM-15</li> </ul>	DC geared motor DC12V,24V	 L: 47.5 W: 74 D: 27
<b>RP-G III Series</b> Box type small flow rate	2.5 8 3.2 11 5 6.5	<ul style="list-style-type: none"> <li>●Silicone</li> <li>●PharMed</li> <li>●Fluran</li> </ul>	DC geared motor DC3V,6V	 L: 44 W: 65 D: 22.5

Super small type [0.2mL - 2.2mL/min]

Type	Flow rate (mL/min)	Tubing	Motor/Power	Appearance/Dimension (mm)
<b>RP-Q, QX Series</b> Super small type	RP-Q: 0.45 0.20 RP-QX: 1.10 0.50	<ul style="list-style-type: none"> <li>●Silicone</li> <li>●Norprene</li> <li>●SWFT</li> </ul>	DC geared motor DC3V	 L: 15.4 W: 11.9 D: 31.5
<b>RP-Q II, Q II X RP-Q III, Q III X Series</b> Pump head replaceable type	RP-Q II : 0.45 0.9 RP-Q II X: 1.2 2.2 RP-Q III : 0.45 0.9 RP-Q III X: 1.2 2.2	<ul style="list-style-type: none"> <li>●Silicone</li> <li>●SWFT</li> </ul>	DC geared motor DC3V	 L: 17.0 W: 15.0 (24.3) D: 32.7 ( ) Q III, Q III X
<b>RP-C III Series</b> Pump head replaceable type	1.6	<ul style="list-style-type: none"> <li>●Silicone</li> <li>●PharMed</li> <li>●Fluran</li> </ul>	DC geared motor DC3V-5V	 L: 44.5 W: 26 D: 33.4

Micro type [nano L to μL/min]

Type	Flow rate (mL/min)	Tubing	Motor/Power	Appearance/Dimension (mm)
<b>RP-TX Series</b> Pump head replaceable type	4 μL-1,100 μL/min	<ul style="list-style-type: none"> <li>●Silicone</li> <li>●Olefine</li> </ul>	Stepper motor DC 2.6 - 3.0V	 L: 33 W: 12 D: 21.5
<b>RP-HX Series</b> Pump head replaceable type	30nL-40 μL/min	<ul style="list-style-type: none"> <li>●Silicone</li> </ul>	Stepper motor DC 3.0V	 L: 32 W: 20 D: 46